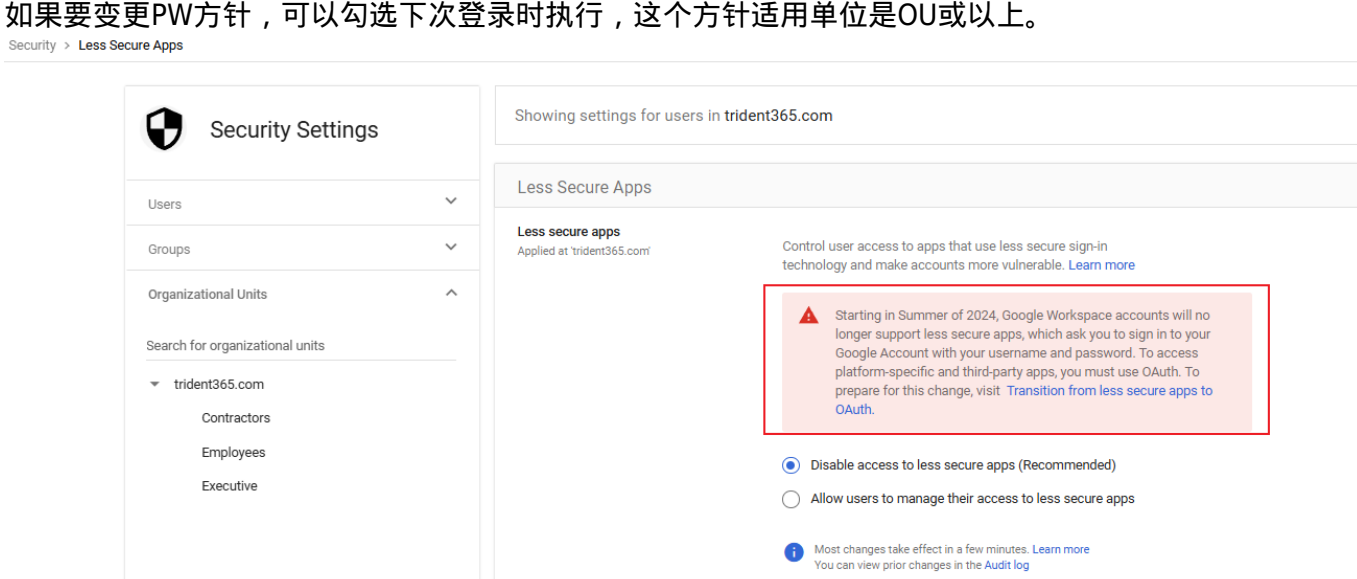
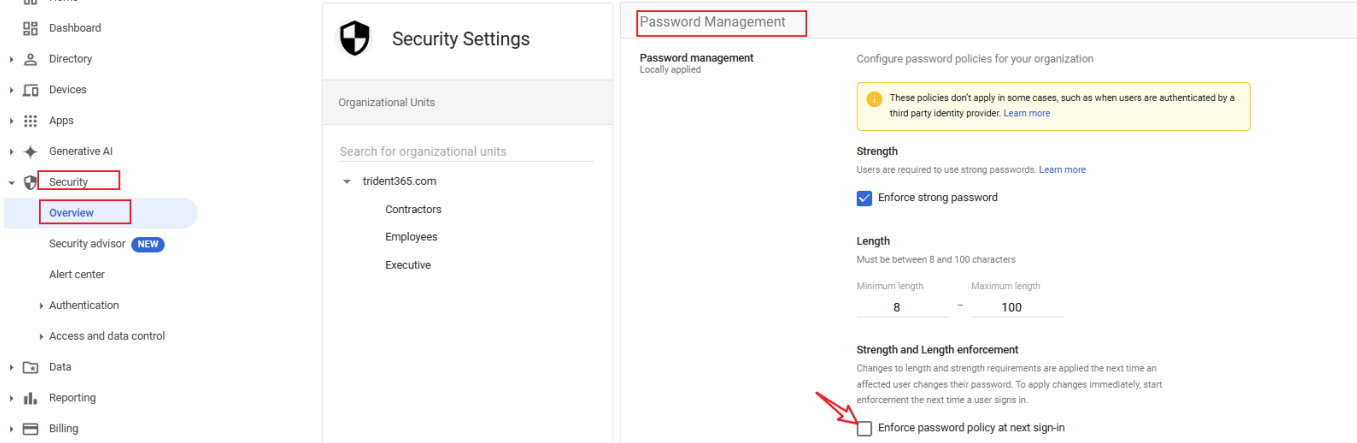
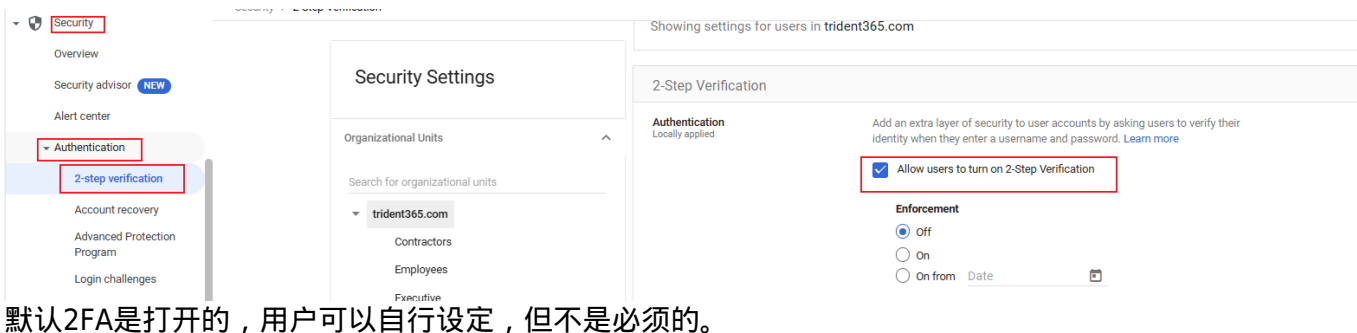


第3章 GWS安全

练习1

准备GWS域名，已经完成，略

配置通用安全设定



Security

- Users
- Groups
- Organizational Units

Search for organizational units

- trident365.com
 - Contractors
 - Employees
 - Executive

Showing settings for users in trident365.com

Account Recovery

Super admin account recovery
Applied at 'trident365.com'

Allow super admins to recover their account
ON

User account recovery
Applied at 'trident365.com'

Users and non-super admins can recover their own account if they forget their password. [Learn more](#)

OFF

Recovery information
Applied at 'trident365.com'

Recovery information is used in user security anomalies and user account recovery. [Learn more](#)

ON

ON

这里把Allow users and non-super admins to recover their account设为ON并保存。

练习2

查看用户安全设置

ADMIN

Alex Bell
alex.bell@trident365.com
Active
Last sign in: Hasn't signed in
Created: Jan 19, 2025

Organizational unit
trident365.com > Executive

- RESET PASSWORD
- UPDATE USER
- ADD ALTERNATE EMAILS
- ADD TO GROUPS
- EMAIL
- SUSPEND USER
- RESTORE DATA
- DELETE USER

User details **Security** Groups Investigate

Security

Password settings

Password **Reset Alex's password.**

Security keys **Alex has no security keys. [Learn more](#)**

Advanced Protection **OFF**
Once you turn off Advanced Protection enrollment, only the user can re-enroll. [Learn more](#)
Trouble signing in
Use a backup code for users who are unable to use their security key to sign in. Get a backup code from the 2-Step Verification card.

2-step verification **OFF** | Not enforced across your organization
The ability for users to sign in with an additional authentication factor, in addition to using their username and password (e.g. a verification code). [Change security settings](#)
Only the user can turn on 2-step verification. [Learn more](#)

Recovery information

Email
Add a recovery email

Phone
Add a recovery phone


Recovery information is used to secure user accounts at sign-in and during account recovery.

Require password change

OFF
This password won't need to be changed once Alex signs in.

Login challenge

Turn off identity questions for 10 minutes after a suspicious attempt to sign in. [Learn more](#)



Sign in cookies

Resets the user's sign-in cookies, which also signs them out of their account across all devices and browsers.

Application integrations

Application-specific password

0 application-specific passwords. [Learn more](#)

Connected applications

0 applications connected to this user. [Learn more](#)

作为管理员，可以强制用户重置密码，也可以为他添加恢复用邮箱和电话号码。另外，当用户登录活动可疑时，如果不能正确验明身份，则账户会被锁，这时管理员可以暂时关闭验证，以让用户本人可以正常登录，修改密码。还可以查看该账号连携了哪些APP 100名以上用户的IT管理员检查清单：<https://support.google.com/a/answer/9211704>

练习3

强制2FA

/ > 2-Step Verification

Security Settings

Organizational Units

search for organizational units

- trident365.com
 - Contractors
 - Employees
 - Executive**

Groups

Customize settings for a group within an organizational unit. One group per organizational unit. [Learn more](#)

Search for a group

2-Step Verification

Authentication
Inherited

Add an extra layer of security to user accounts by asking users to verify their identity when they enter a username and password. [Learn more](#)

Allow users to turn on 2-Step Verification

Enforcement

Off

On

On from Feb 13, 2025 设定2~3周的对应时间

New user enrollment period
Allows new users some time to enroll before enforcement is applied

None

Frequency
Users can avoid repeated 2-Step Verification at login on their trusted devices. [Learn more](#)

Allow user to trust the device

Methods
Select the method to enforce. [Learn more](#)

Any

Any except verification codes via text, phone call

Only security key

2-Step Verification policy suspension grace period
Let users temporarily sign in with verification codes in addition to their security keys. The user's exception period starts when you generate verification codes.

1 day

然后找一个高管的邮箱，比如Alex登录后，会出现提示



避免您无法访问自己的账号



您所在的网域即将强制实行两步验证政策，以便提升账号安全性。

此政策将于 2025年2月13日起强制实行，届时系统将会在您登录账号时要求您输入动态密码。

为了避免您无法访问自己的账号，请立即注册两步验证。

[详细了解两步验证。](#)

注册

以后再说



对于已经使用SSO登录的公司来说，不需要设置

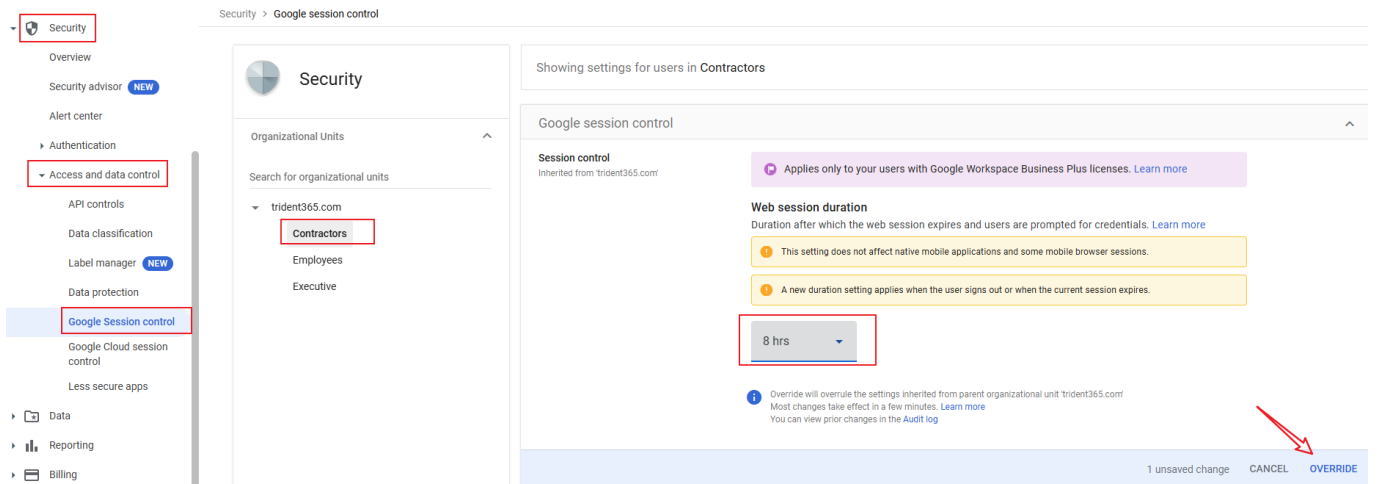
有4种方式

1. 通行密钥和安全密钥
2. Google提示（如手机端的Gmail）
3. 身份验证器（二维码或是OTP等）
4. 电话号码（验证码或语音电话）

参考链接<https://support.google.com/a/answer/9176657> 我们可以单独建立一个Group对OU关闭2FA但对Group是打开。

练习4

我们可以控制用户访问谷歌服务的会话时长，从1小时到默认的14天。



只对外包人员设置更短的会话时长。

测试1

The IT manager at your organization wants to know the advantages of using 2-step verification for your organization. What should you say? (Choose 2)

1. **It'll greatly reduce the risk of unauthorized access if a user's password is compromised**
2. We wouldn't have to manage individual user IDs and passwords for each user
3. It would be a great opportunity to make sure everyone in the organization has a security key
4. **It'll reinforce our domain's password security by requiring our users to enter an additional code or use a security key to sign in**

What are some best practices for reinforcing and monitoring the security of your domain?

1. **All the options**
2. Disable access to less secure apps
3. Set up 2-step verification
4. View and manage your users' security settings

Where do you go to manage your users' password strength?

1. **Security > Password management**
2. Reports > Security
3. Users > Account
4. Security > Password monitoring

The IT manager at your organization hasn't had a chance to explore the admin console yet but wants to know what individual security settings he can manage for a user. What are some examples you could give him? (Choose 3)

1. Review a user's administrative access
2. **Require a password change**
3. **Temporarily disable the user's login challenge for 10 minutes**
4. **Determine if the user is enrolled in 2-step verification**

Your organization has decided to enforce 2-step verification in 2 weeks. What actions should you keep

in mind when enforcing 2-step verification? (Choose 3)

1. **You'll want to provide a lead time for users to enroll before enforcement**
2. Enforcing 2-step verification will not affect your users as they can still opt-out.
3. **When you create new user accounts after enforcement, you will want to allow them a grace period before they need to enroll otherwise they will be locked out of their accounts**
4. **You'll want to confirm that all of your users are enrolled before enforcement**

SSO介绍

练习1

Security > SSO with Google as SAML IdP

Security Settings

Set up single sign-on (SSO) with Google as SAML Identity Provider (IdP)

Google Identity Provider details

To configure single sign-on (SSO) using SAML, follow your service provider's instructions. [Learn more](#)

SSO URL

Entity ID

如果要使用SAML来实现SSO则需要同第三方服务商确认SSO的URL和EntityID信息。App>Search for apps,根据练习要求，搜索15Five


Search apps

Search SAML enabled apps, Android apps in Google Play, and iOS apps in App Store

i iOS apps can't be configured because an Apple push certificate isn't set up. |

15Five

Note: you can also also enter iOS App Store URLs **?**

App	Platform
 15Five	Web (SAML)

下载Metadata

× Add '15Five'

- 1 Google Identity Provider details
- 2 Service provider details
- 3 Attribute mapping

Option 1: Download IdP metadata

[DOWNLOAD METADATA](#)

OR

Option 2: Copy the SSO URL, entity ID, and certificate

SSO URL

Entity ID

Certificate
Google_2030-1-21-223136_SAML2_0
Expires Jan 22, 2030

```
-----BEGIN CERTIFICATE-----
MIIDdCCAlYgAwIBAgIGAZSR2+6aMA0GCSqGSIb3DQEBwUAMHsxFDASBgNVBAoTC0d4b2dsZSBJ
bmMuMRYwFAYDVQQHEw1Nb3VudGFpbWV3MQ8wDQYDVQQDEwZhb29nbGUxGDAWBgNVBAsTD0dv
b2dsZSBBG3lgV29yazELMAKGA1UEBHMVCVVMxZzARBgNVBAgTCkNhbmG1mb3JuaWEwHhcNMjUwMTIz
SHA-256 fingerprint
3B:81:DB:3E:1B:5D:20:D2:92:F1:F5:65:95:0C:BC:A2:52:FC:57:77:F7:92:F6:D1:B3:44:33:B1:34:C5:B3:31
```

[CANCEL](#) [CONTINUE](#)

详细设定指导的URL <https://support.google.com/a/answer/7649387?hl=en#setup>

15Five Web (SAML)

Service provider details

To configure single sign on, add service provider details such as ACS URL and entity ID. [Learn more](#)

ACS URL

Entity ID

Start URL (optional)

Signed response

Name ID

Defines the naming format supported by the identity provider. [Learn more](#)

Name ID format

Name ID

BACK CANCEL **CONTINUE**

把域名补全，然后ID格式选择Email继续

<input type="checkbox"/>	Name ↑	Platform	Authentication	User access	Details
<input type="checkbox"/>	15Five	15Five	Web	SAML	OFF for everyone Certificate expires on Jan 22, 2030 Autoprovisioning available

完成后，按照指导URL一步步操作才能用。因为公司用的HenngeOne所以GWS上的操作也可以免了。。

练习2

- Security
- Overview
- Security advisor NEW
- Alert center
- Authentication
- 2-step verification
- Account recovery
- Advanced Protection Program
- Login challenges
- Passwordless BETA
- Password management
- SSO with SAML applications
- SSO with third party IDP

Security > SSO with third-party IDPs

Single sign-on (SSO) with third-party identity providers (IDPs)

Set up SSO so users can sign in with a third-party IDP to access Google Workspace services. [Learn more](#)

Third-party SSO profiles

Below are SSO profiles you can assign to org units or groups. [Learn about SSO profiles](#)

[ADD SAML PROFILE](#)


Name	Type	Status
Microsoft	OIDC BETA	System profile 1

Manage SSO profile assignments

这里要上传证书，需要OpenSSL而且只能在Chrome浏览器，不能用其他的。没有证书，所以练习略过。

Secure LDAP

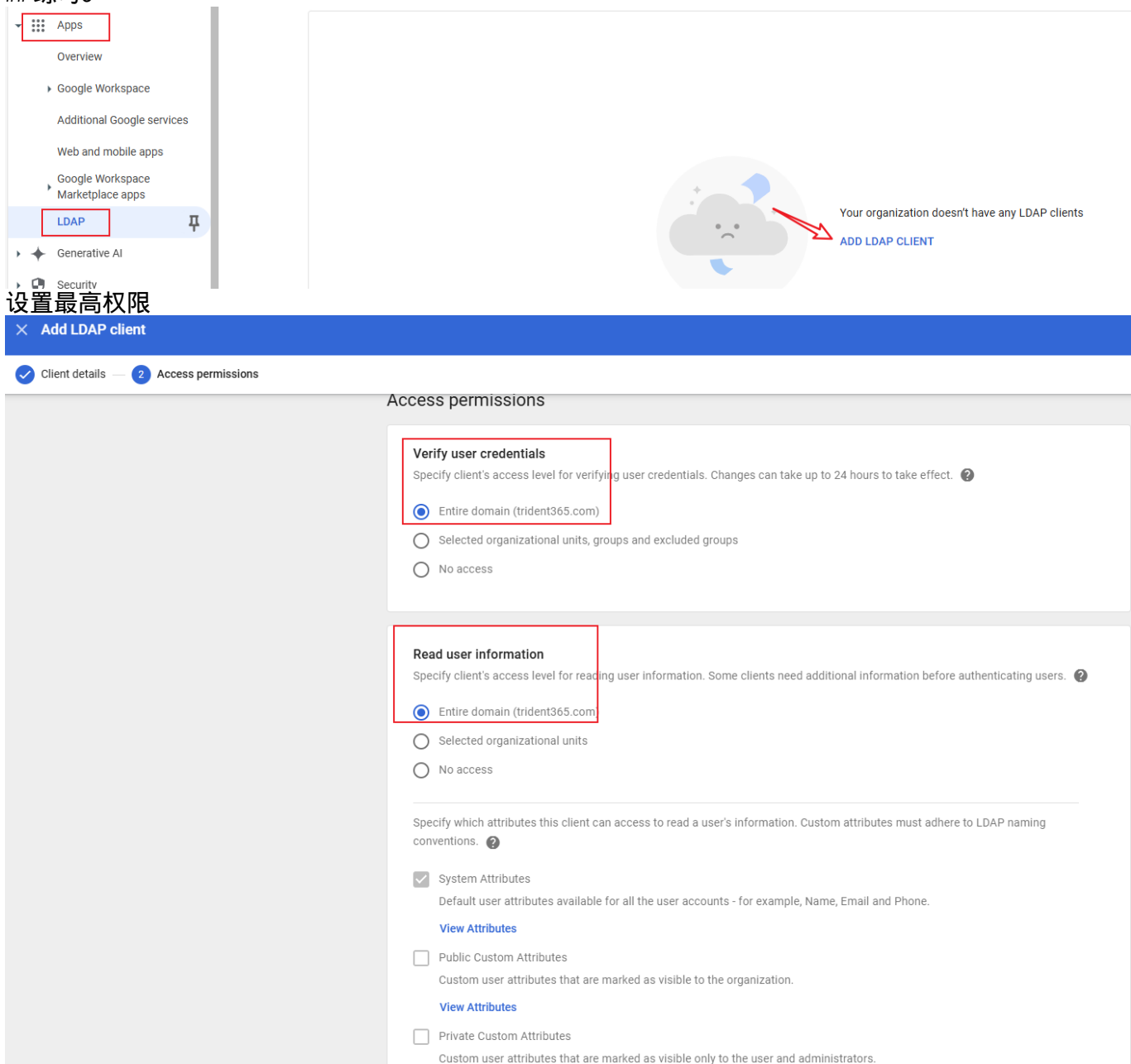
同时管理SaaS和传统程序，需要LDAP服务，除了微软的AD外，还有谷歌的Secure LDAP

 Use your Google directory as an LDAP server for authentication, authorization and directory

步骤

- Create LDAP client in the Admin console
- Configure your LDAP client to connect to the secure LDAP service

练习3



The screenshot shows the Google Admin console interface for configuring an LDAP client. On the left, a navigation menu includes 'Apps', 'LDAP', and 'Security'. The 'LDAP' section is highlighted. The main content area shows a message: 'Your organization doesn't have any LDAP clients' with a red arrow pointing to an 'ADD LDAP CLIENT' button. Below this, the 'Add LDAP client' configuration page is shown, with the 'Access permissions' tab selected. Two sections are highlighted with red boxes: 'Verify user credentials' and 'Read user information'. Both sections have the radio button for 'Entire domain (trident365.com)' selected. The 'Read user information' section also has checkboxes for 'System Attributes', 'Public Custom Attributes', and 'Private Custom Attributes', with 'System Attributes' checked.

✓ LDAPTest added

i Next, connect your client to the LDAP service

1. Download the generated certificate (it might take a few minutes to generate).

Want to do this later? You can generate and download a certificate at any time from the client's details page.

Google_2028_01_23_25283

Expires January 23, 2028

[Download certificate](#)

2. Upload the certificate to your LDAP client and configure the application. Configuration might require LDAP access credentials. [Learn more](#)

CONTINUE TO CLIENT DETAILS

相关资料：<https://support.google.com/a/topic/9173976> <https://support.google.com/a/answer/9089736>
类似于加入AD域的操作。

测试2

What of the following are true of the Secure LDAP service? (Choose 3)

1. User's authenticate against a local directory to gain access to Google Workspace services
2. **It reduces maintenance as directory information is consolidated into one directory**
3. **It allows you to connect your LDAP-based applications and services to Google Workspace**
4. **Users authenticate against the Google Workspace directory to gain access to LDAP compliant applications and services**

When adding a pre-integrated SAML application to your Google Workspace account, which of the following must you add/upload the Service Provider's configuration? (Choose 3)

1. Change Password URL
2. **Google Certificate**
3. **Entity ID URL**
4. **SSO URL**

When using a third party IdP which of the following is disabled/hidden in Google Workspace?

1. Password reuse policy
2. Password recovery
3. **Require password change**
4. Password monitoring

Your IT manager has just informed you that your organization has an account now with Asana and would like you to enable Single Sign On with the application. Where in the admin console would you

go to configure a third-party pre-integrated cloud application, like Asana, as your service provider?

1. **Apps > Web and mobile apps > Add App > Search for apps. Then search for Asana from the list of predefined applications**
2. Security > Set up single sign-on (SSO) for SAML applications and provide the necessary information
3. Apps > Web and mobile apps > plus sign (+) > SETUP MY OWN CUSTOM APP from the Enable SSO for SAML Application window
4. Apps > Settings > Third-party integrations. Then search for Asana.

App安全

1. Control access from the Admin SDK API
2. Block access to a specific service
3. Create a trusted application list
4. Explore the GWS Marketplace

练习1

The screenshot shows the Google Admin console interface for API Controls. The left sidebar lists navigation options like Security, Overview, Security advisor, Alert center, Authentication, Access and data control, API controls, Data classification, Label manager, Data protection, and Google Session control. The main content area is titled 'API controls' and includes an 'App access control' section with an overview showing 0 restricted and 18 unrestricted Google services. A 'Settings' section is also visible. A 'Change Access' dialog box is overlaid on the screen, showing options to change access to Google Workspace Admin: 'Unrestricted: Any user-approved app can access a service' and 'Restricted: Only trusted apps can access a service'. The 'Restricted' option is selected and highlighted with a red arrow. The dialog also has 'CANCEL' and 'CHANGE' buttons.

练习2

有许多第三方APP会连到GWS上，作为管理员要进行控制。

API controls

Organizational Units

Search for organizational units

- trident365.com
 - Contractors
 - Employees
 - Executive

Showing settings for users in trident365.com

Settings

Custom user message Off
Applied at 'trident365.com'

Unconfigured third-party apps Allow users to access any third-party apps
Applied at 'trident365.com'

Internal apps Applied at 'trident365.com'

- Trust internal apps**
Internal apps owned by your organization are automatically configured with **trusted** access. These apps can ask for API access to all Google data for users.

*Most changes take effect in a few minutes. [Learn more](#)
You can view prior changes in the [Audit log](#)*

CANCEL SAVE

Configure new app

1 App — 2 Scope — 3 Access to Google Data — 4 Review

Configure new app

By configuring access for a third-party app, you control which Google data this app can request via OAuth scopes when users use "Sign in with Google" for the app (single sign-on).



Select a third-party app to configure access for. [Learn about configuring access](#)

Search

Android iOS Web

Showing 30 results

- Segwik Calendar Sync** Android Verified [View in Play Store](#)
Number of organizations using app: Not available
Client ID: 324281144739-p5q7g3a7ptrtkj5b3dla3tj7ca0sqffe.apps.googleusercontent.com
- Sync for iCloud Calendar** Android [View in Play Store](#)
Number of organizations using app: Not available
Client ID: com.granita.caldavsync


Selected application  Sync for iCloud Calendar 

Access to Google Data Choose an access type to specify which data this app can request from users signing in with their Google Account. [Learn more about app access to Google data](#)

Trusted
This app can request access to user data in any Google service via OAuth 2.0 scopes.
[What to expect with trusted access](#)

Limited
This app can request access to user data in any Google service marked unrestricted under Google services.
[What to expect with limited access](#)

Specific Google data
This app can only request access to user data from the Google services specified below. Note, you must include the Google Sign-in scope below to allow users to sign in with their Google Account.

 **Google Sign-in** 3 scopes

[Update Google services or scopes](#)

Blocked
Users can't sign into this app with their Google Account, and the app can't request access to user data in any Google service.

[Back](#)

[Cancel](#)

[Continue](#)


最后点FINISH然后再把它限制

Access to Google Data Select what type of access this app has to Google data for users in the selected org unit. [Learn more about app access](#)

Trusted
App can request access to all Google data

Limited
App can request access to unrestricted Google data


Specific Google data
This app can only request access to user data from the Google services specified below. Note, you must include the Google Sign-in scope below to allow users to sign in with their Google Account.

 **Google Sign-in** 3 scopes

[Update Google services or scopes](#)

Blocked
App can't request access to any Google data

[BACK](#) [CANCEL](#) [NEXT](#)

 1.如果你想禁用API访问，但想使用某些已经安装的应用，则把这些应用放到TrustedList中，然后再禁用API 2.当用户想安装被禁用的APP会收到错误信息

参考链接：<https://support.google.com/a/answer/7281227>

练习3

All filters
Works with
Price
Internal apps

Search results for Google Analytics

Google doesn't verify reviews or ratings. [Learn more about reviews and results](#)

安装GA4



GA4 Reports Builder ...















Google Analytics users can use this add-on to create and run reports for GA4 properties using Google Sheets™.

By: [Google](#)

Listing updated: April 26, 2024

Admin install

Individual install

-  View and manage spreadsheets that this application has been installed in 
-  Display and run third-party web content in prompts and sidebars inside Google applications 
-  Allow this application to run when you are not present 
-  View and manage your Google Analytics data 
-  See and download your Google Analytics data 
-  See your primary Google Account email address 
-  See your personal info, including any personal info you've made publicly available 


Install the app automatically for the following users

- Everyone at your organization
- Certain groups or organizational units
Select users in the next step
- I agree to the application's [Terms of Service, Privacy Policy](#), and Google Workspace Marketplace's [Terms of Service](#)

CANCEL

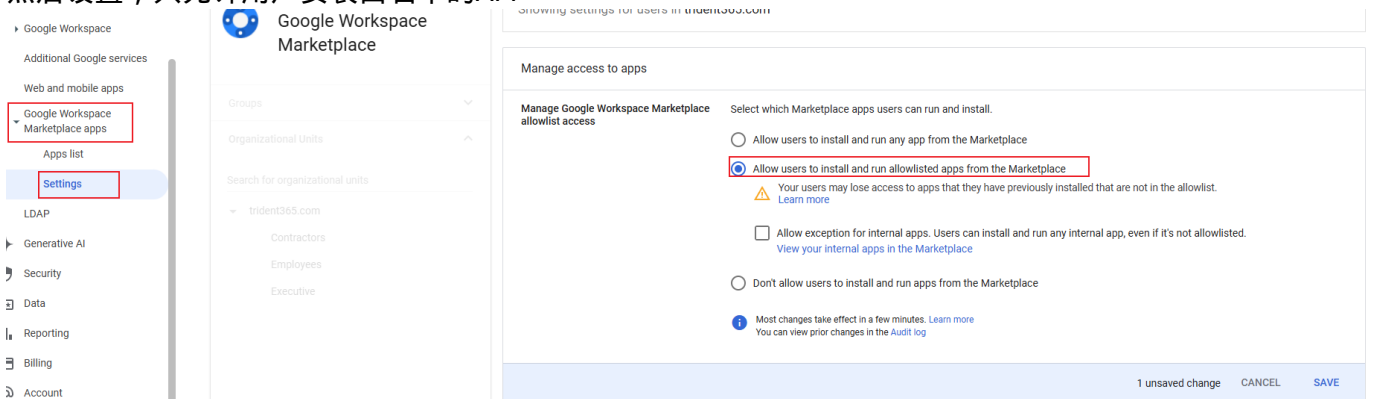
FINISH

查看结果

Domain Installed Apps (1)	Allowlisted Apps	Excluded Apps
App Name	Distribution	Details
 GA4 Reports Builder for Google Analytics™	ON	Sheet Add-on

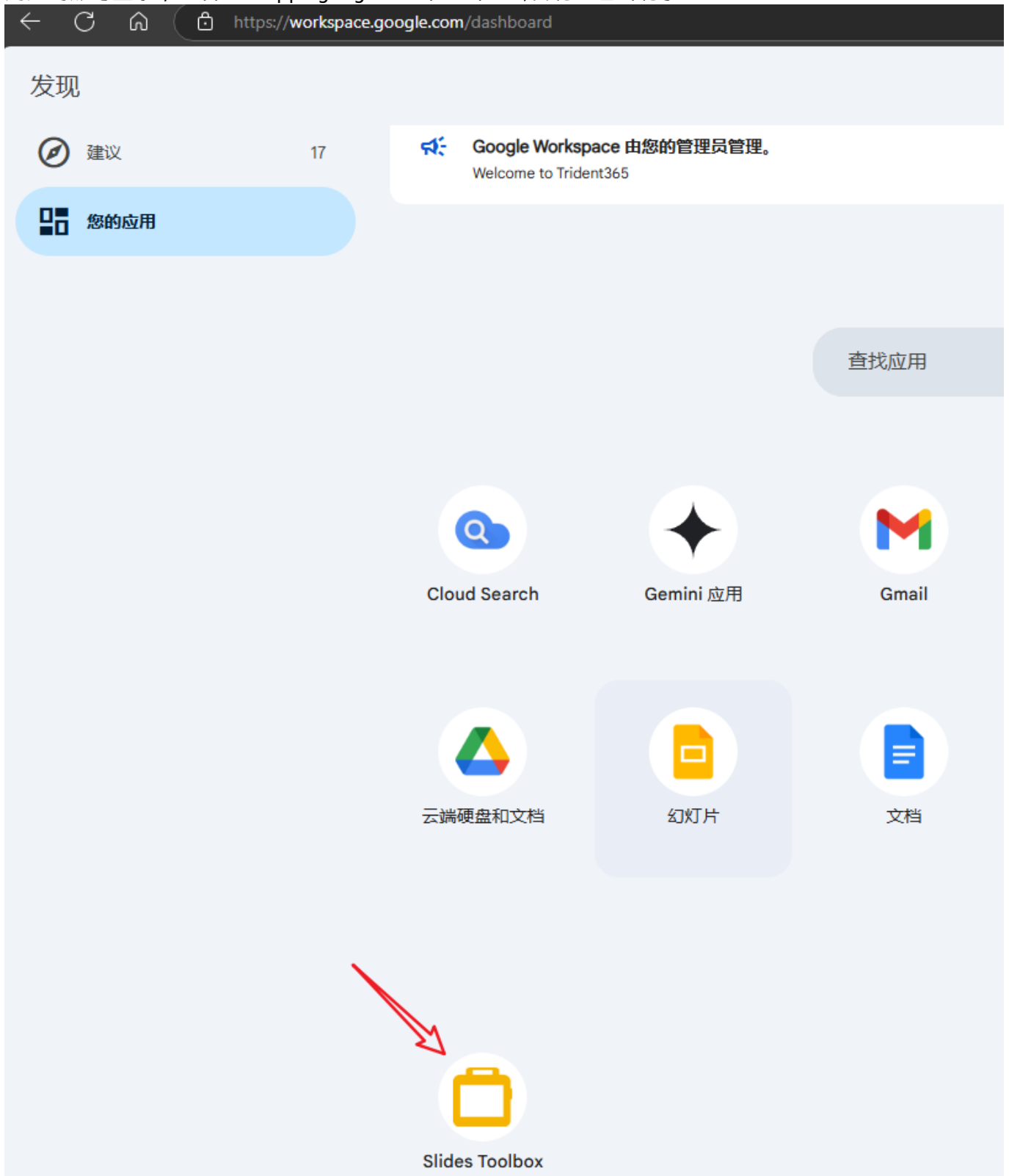
Rows per page: 50 Page 1 of 1

然后设置，只允许用户安装白名单的APP



The screenshot shows the Google Workspace Marketplace settings interface. On the left, a navigation menu includes 'Google Workspace', 'Additional Google services', 'Web and mobile apps', 'Google Workspace Marketplace apps' (highlighted with a red box), 'Apps list', 'Settings' (highlighted with a red box), 'LDAP', 'Generative AI', 'Security', 'Data', 'Reporting', 'Billing', and 'Account'. The main content area is titled 'Google Workspace Marketplace' and shows 'Manage access to apps' settings. Under 'Manage Google Workspace Marketplace allowlist access', the option 'Allow users to install and run allowlisted apps from the Marketplace' is selected (highlighted with a red box). Other options include 'Allow users to install and run any app from the Marketplace', 'Allow exception for internal apps', and 'Don't allow users to install and run apps from the Marketplace'. A warning message states: 'Your users may lose access to apps that they have previously installed that are not in the allowlist. Learn more'. At the bottom, there is a '1 unsaved change' indicator and 'CANCEL' and 'SAVE' buttons.

再添加白名单APP[]练习中要求添加Google Apps Script,但我没找到，于是改为Slides Toolbox 换成某一个用户的账号登录，查看URL apps.google.com/user/hub,发现已经出现了



再打开Market[]任意安装一个APP[]会跳出提示



Dialpad

One Beautiful Workspace for calling, messaging, meetings and contact center integrated with Google Workspace™

开发者: dialpad.com

应用详情更新日期: 2024年8月1日

管理员安装

单独安装

 您的管理员不允许使用此应用。 [了解详情](#)

★★★★☆ 159 ⓘ ↓ 59万+

From:
<https://trident365.com/> - 三叉戟

Permanent link:
https://trident365.com/doku.php?id=resources:courses:gws_c3&rev=1737620729

Last update: 2025/01/23 17:25

